


Abstract art with embroidery

Instructions No. 2680

Difficulty: Beginner 🍷🍷🍷🍷

Working time: 2 Hours

This classy mural is a great example of how abstract acrylic painting can be combined with some embroidery. Let our abstract depiction of a cat and a kneeling human inspire you to create your own artwork.



So that the stretcher surface has a perfect look and structure, first prime the stretcher with white gesso.

Download the template and transfer the motif to the stretcher frame with the carbon paper.


Use the awl to poke holes in the contours of the cat motif at a distance of 1 cm.

Now paint the individual color areas with acrylic paint. We have used noble golden acrylic paint in addition to

yellow and olive green. Let the paint dry well.

Take an embroidery thread from the black beading thread, thread it and embroider the cat motif into the stretcher using the pre-punched holes. We used the warp stitch for this, but you can also use very simple stitches for "tracing" the cat outline with needle and thread.


Must Have



[VBS Stretched canvas 40 x 50 cm](#)

● **30,49 zł**

[Item details](#)

Quantity: [Add to cart](#) 

Article information:

Article number	Article name	Qty
841207	VBS Stretched canvas 40 x 50 cm	1
27495	VBS Craft paint, 50 mlCurry yellow	1
27509	VBS Craft paint, 50 mlOlive	1
671637	Awl	1
360357	Prym Embroidery needle assortment, without point	1
705875	Carbonless copy paper, yellow	1