


Decorative ring "Nature"

Instructions No. 2265

Difficulty: Advanced 

Working time: 4 Hours

Are you looking for a highly topical trend decoration? Then this decorative ring in natural look is just right for you! You weave with natural corn string and paper raffia. Have fun with the rework!

Stringing

The basis for this idea is a quilt frame, 40 Ø cm. Take the inner ring of the quilt frame and cover it with warp yarn by repeatedly knotting individual warp yarn strings on one side, then fix them on the opposite side as well. You will need 9 cords (makes 18 spokes).

Since weaving always requires unequal numbers of spokes, stretch another string to the middle and knot it to the other strings. The spacing of the spokes should be as equal as possible.

Lichens

Cut a long piece of cornstring and soak it in lukewarm water to make it more pliable for processing. If you need another piece of cornstring later, soak it as well (then glue the ends together with hot glue).

Weave the cornstring starting from the center until about a third of the decorating is filled with the weave. Glue the ends together with the hot glue. Also braid 3 rows along the ring. Here, glue each row of cornstring to the ring at points and to each spoke of the warp yarn on the inner edge.

Create fringes

Cut several pieces of raffia and tie them to the braided corn string. Glue 3 - 4 raffia fringes in the middle.

Decorate with beads


Cut several pieces of the raffia and tie them to the cornstring. Glue 3-4 in the center. Now string the beads and glue them to the cornstring string in the center at points. See rocaille beads on a piece of perlon thread and glue them like a ring with hot glue dotted on the cornstring snail in the middle.

For each bead fringe on the outside, draw 1 small rocaille bead onto a piece of perlon thread, then one white bead and one blue bead. Each beaded fringe is then knotted to the cornstring until the entire decorative ring is filled with them at even intervals.



Finally, stretch the inner decorated frame into the outer frame and decorate your home with the finished decorative ring.


Must Have



[Quilt frame, round](#)

● **157,49 zł**

[Item details](#)

Quantity: [Add to cart](#) 

Article information:

Article number	Article name	Qty
12429	VBS Corn string, approx. 500 g	1
377232	Quilt frame, round	1
15182	Paper raffia, L 100 mWhite	1
640589-99	Wooden beads, Ø 8 mm, 85 piecesWhite	1
640589-54	Wooden beads, Ø 8 mm, 85 piecesBlue	1
361965	Warp yarn "Natural white", 200 m	1
607605	Perlon thread, 0.25 mm thick, 100 m long	1
51163	Hot glue gun, 15-80 Watt	1