

Decorative wooden panel in thread tension design

Instructions No. 1504

Difficulty: Beginner 🍴🍴🍴🍴

Working time: 30 Minutes

Thread patterns do not look good only , they are also made in no time at all. In this manual we show you how to create an extraordinary wall decoration with only little effort and material.



Priming with paint

First the decorative wooden panel **and** the decorative sign arrow are **primed with Chalky Color** . We have chosen the colour **Nougat** decided. Since the Chalky technique was not used in this case, you can also use the **VBS Hobby Color Colours** as a primer at .

Tip: Carry the paint with a **Paint sponge** on. This allows the paint to be distributed more evenly and there are no brush strokes at the end

After the paint has dried, print out the **motif templates**. These are carefully cut out with scissors. Place one of the templates on the wooden plate or the wooden arrow. Now the **Needles** on the edges of the template, **hammered** into the wood with a **hammer** until they form a smooth contour


Wrap crisscross

The **Needles** are now stuck in the wood and can be **Embroidery twist** to be wrapped. To start with, knot one end of the thread to one of the Needles. To make the contours clearly visible later, wrap along the outer line first. **Important:** Place **loops** around a few nails from time to time. These provide stability and secure the whole thing in case the thread should slip out of your hand.

When the contours are finished, you can start filling them in. Thread the zigzag pattern from nail to nail **until** you are satisfied with the density of the "net". For **colour changes**, **glue** the two ends of the threads together


with transparent **glue**. With loops you should secure the coloured threads again and again, so you get a successful optic



Must Have




[VBS Decorative wood panel](#)

● **31,59 zł**

 [Item details](#)

Quantity:  

Add to cart 

Article information:

Article number	Article name	Qty
755528-06	VBS Chalky ColorNougat	1
620048	VBS Steel pins, 10 mm	1
111065	VBS Handicraft glue	1
330350	VBS Painting sponges, 3 pieces	1
970228	Hammer 100g	1