


Fröhliche Karte in Artischockentechnik

Instructions No. 322


In the artichoke technique, folded ribbons or with the Fabric cuts help of flaky Pins Polystyrene balls and other styrofoam figures. This creates the typical "artichoke effect". Through different Folding techniques and variations when attaching it can be cleverly modified and of course has materials also Selection have a great influence on the appearance. Also Paper is well suited, folded or cut to fit.


With fantasy and a few tricks, artichoke balls are transformed into unusual decorative objects. This is how the A classic, which wrongly has a somewhat "dusty" image, once again highly topical.

Recommendations




14,69 zł

1 [Add to cart](#) 



6,79 zł

1 [Add to cart](#) 

Article information:

Article number	Article name	Qty
701730-25	Embossed cardboard Milan, approx. 50 x 70 cm, 220 g/sqmChampagne	1
567206-06	3D-Glue pads5 x 5 x 2 mm, 400 pcs.	1