


# Funny ants made from polystyrene moulds and coloured aluminium wire

Instructions No. 587

Difficulty: Beginner 🍴🍴🍴🍴

Working time: 30 Minutes

Tingling crawl - we make a large colony of ants from Polystyrene-forms and coloured aluminium wire. All parts are simply plugged together and Handicraft glue fixed with a little bit. And the queen even has a crown on.



Here's [how it works](#)

First, you have to prime the Polystyrene-eggs and the bullets. Put them on a wire and paint the big eggs brown, the small eggs and the ball red-brown. To dry them you can put the wires in a tall glass


When the paint is dry, cut the wire into pieces of about 5 cm and use them to join the painted polystyrene moulds

together. The best way to do this is to always put two or three pieces of wire next to each other so that the individual polystyrene moulds hold better.

Next, cut 15 cm long pieces of coloured aluminium wire for the legs and the feelers from and bend a hook from it. Pierce holes for the legs in the middle Polystyrene eggs with a wire and add a drop of Handicraft glue . Then you can put the aluminum wires in. To dry the ants, it is best to put them on their back. Afterwards you fix the antennae in the same way and stick the Wobbly eyes on the ants

If you like, you can also make a crown for the queen ant. To do so, bend the wire first to the circle and then up and down in a zigzag on top of it. Stick the crown onto the queen's head with Handicraft glue .






The crafting of ants is really very **easy!** Polystyrene paint it, put it together with wire, insert legs of wire and glue Wobbly eyes on - done!

In summer the ants are a great **Garden Decoration**In autumn, you can become a scary Halloween **decoration**.

## Must Have



[VBS Styrofoam eggs, 10 pieces, 6 x 4 cm](#)

● **11,99 zł**

[Item details](#)

Quantity:

**Add to cart** 

Article information:

| <b>Article number</b> | <b>Article name</b>                                  | <b>Qty</b> |
|-----------------------|--|------------|
| 111065                | VBS Handicraft glue                                  | 1          |
| 29521                 | Stub wire, Green, L 30 cm, 40 pcs.                   | 1          |
| 620789                | VBS Wobbly eyes to glue on "Round", 20 mm, 30 pieces | 1          |
| 671811-08             | Decorative aluminium wire, 2 mmRed                   | 1          |
| 671811-03             | Decorative aluminium wire, 2 mmTurquoise             | 1          |
| 671811-08             | Decorative aluminium wire, 2 mmRed                   | 1          |
| 27472                 | VBS Craft paint, 50 mlBrown                          | 1          |
| 27468                 | VBS Craft paint, 50 mlAubergine                      | 1          |
| 600439                | VBS Styrofoam eggs, 10 pieces, 6 x 4 cm              | 1          |
| 616034                | VBS Styrofoam egg, approx. 8 x 6 cm, 10 pieces       | 1          |
| 600170                | VBS Polystyrene ball, Ø 5 cm                         | 5          |
| 120371-10             | VBS Flat brush "Easy-Brush"Size 10/10 mm             | 1          |
| 970014                | VBS Assortment of pliers, set of 3                   | 1          |